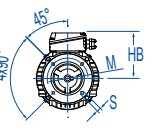
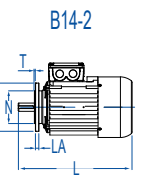
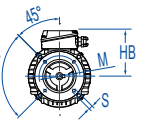
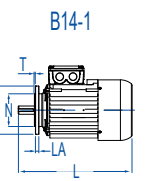
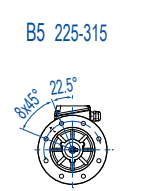
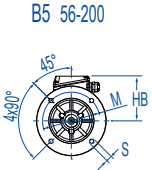
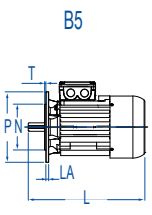
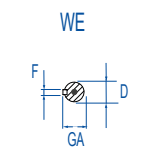
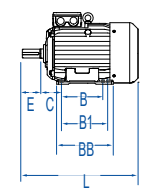
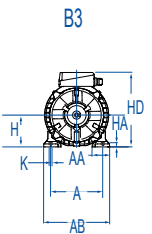


Dimensions moteurs 56-315 (valeurs indicative) Masse Motoren IEC 56-315 (Richtwerte)

IEC	56	63	71	80	90	100	112	132	160	180	200	225	250	280	315		
A	90	100	112	125	140	160	190	216	254	279	318	356	406	457	508		
B	71	80	90	100	100	140	140	140	210	241	305	286	349	368	406		
B1	-	-	-	-	125	-	-	178	254	279	-	311	-	419	457		
C	36	40	45	50	56	63	70	89	108	121	133	149	168	190	216		
D																	
2 pôles	9	11	14	19	24	28	28	38	42	48	55	55	60	65	65		
4-6 pôles												60	65	75	80		
E																	
2 pôles	20	23	30	40	50	60	60	80	110	110	110	110	140	140	140		
4-6 pôles												140			170		
F																	
2 pôles	3h9	4h9	5h9	6h9	8h9	8h9	8h9	10h9	12h9	14h9	16	16	18	18	18		
4-6 pôles												18	20	22	22		
GA																	
2 pôles	10.2	12.5	16	21.5	27	31	31	41	45	51.5	59	59	64	69	69		
4-6 pôles												64	69	79.5	85		
H	56	63	71	80	90	100	112	132	160	180	200	225	250	280	315		
HA	7	8.5	8	9	10	12	14	18	25	27	32	34	37	40	48		
HB	98	102	111	120	130	140	164	197	223	228	320	345	385	440	490		
K	5.8	7	7	10	10	12	12	12	15	15	19	19	24	24	28		
AA	30	36	45	55	47	52	52	61	81	92	80	85	90	105	135		
AB	110	124	142	160	182	202	222	266	320	353	400	440	480	550	610		
BB	92	106	116	130	153	170	170	220	300	320	380	380	445	520	600		
HD	154	165	182	199	238	257	280	329	383	414	520	570	635	720	805		
L	A2 A4	A2 A4 A6	A2 A4 A6	A2 A4 A6	S2 S4 L2	L2 L6	M2 M6	SA2 SB2 S4 M4 S6 MB6	MA2 L2 M4 L4 L6	M2 M4 L4 L6	LA2 LB2 L4 LA6 LB6	M2 S4 M4 M6	M2 1010	S2 MA2; MB2 1235	S4; MA4 1265	MC2; MC4; MC6; MD6 1320	MB6
	183	200	223	266				512									
	B2 B4	B2 B4 B6	B2 B4 B6	B2 B4 B6													
	193	210	223	278	331	377	398										
	XC2 XC4	XC2 XC4 XC6	XC2 XC4 XC6	XC2 XC4 XC6	L4 L6	LA4 LB4	M4										
204	228	263	306	356	417	425	542	643	723	850	930	1040	1135	1355			



Flasque B5 / Flansch B5

N	80	95	110	130	130	180	180	230	250	250	300	350	450	450	550
M	100	115	130	165	165	215	215	265	300	300	350	400	500	500	600
P	120	140	160	200	200	250	250	300	350	350	400	450	550	550	660
LA	8	9	9	10	8	11	12	12	13	13	16.5	18	23	23	23
T	3	3	3.5	3.5	3.5	4	4	4	5	5	5	5	5	5	6
S	7	10	10	12	12	15	15	15	19	19	19	19	19	19	24

Flasque B14-1 / Flansch B14-1

N	70	80	95	110	110	130	130	180	230
M	85	100	115	130	130	165	165	215	265
P	105	120	140	160	160	200	200	250	300
LA	15	14	14	14	10	12	12	12	12
T	2.5	3	3	3.5	3.5	3.5	3.5	4	4
S	M6	M6	M8	M8	M8	M10	M10	M12	M12

Flasque B14-2 / Flansch B14-2

N	50	60	70	80	95	110	110	130
M	65	75	85	100	115	130	130	165
P	80	90	105	120	140	160	160	200
LA	12.5	9.5	12	12	10	12	12	12
T	2.5	2.5	2.5	3	3	3.5	3.5	3.5
S	M5	M5	M6	M6	M8	M8	M8	M10

